



Club Health Assessment for District 336 A through February 2025

			Status	Membership							Reports					Finance		LCIF
Club Number	Club Name	Charter Date		Current Member Count	YTD Members Added	YTD Members Dropped	YTD Net Growth	YTD Net Growth%	Member Count 12 Months Ago	Avg. length of service for dropped members	Months Since Last MMR ***	Yrs. Since Last Officer Report	President Rotation	Vice President Reported ****	Months Since Last Activity Report ***	Account Balance	Donations for current Fiscal Year	
			Number of times on status quo within last two years	If below 15 members appears				If net loss is greater than 20% appears			If no report in 3 months appears in	When more than one year appears in	Number of repeat terms	Notes the officers that do not have an active	If no report at 12 months appears in red			
Clubs less than two years old																		
179991	Tokushima Mirai	01/22/2025	Newly Chartered	35	37	2	35	100.00%	0	0	0			S,T,M,VP,SC	N/R			
Clubs more than two years old																		
23850	AIZUMI	06/17/1969	Active	26	0	1	-1	-3.70%	0	55	7			P,VP,SC	0		\$362.53	
23852	ANAN	04/21/1963	Active	49	1	2	-1	-2.00%	0	3	2		N	S,T,VP,SC	2		\$4,033.30	
Exc Award (06/30/2017, 06/30/2018)																		
23853	AWA	12/10/1971	Active	22	0	0	0	0.00%	0		4			S,T,M,VP,SC	24+		\$204.24	
23854	AWA IKEDA L C	11/22/1962	Active	25	4	3	1	4.17%	0	3	4			P,S,T,M,VP SC	24+			
34264	AWA KATSUURA L C	06/24/1977	Active	19	1	1	0	0.00%	0	2	2			T,M,VP,SC	24		\$287.32	
23855	AYAUTAGUN L C	02/22/1968	Active	21	0	0	0	0.00%	0		9			P,S,T,M,VP SC	0		\$1,831.14	
Exc Award (06/30/2017, 06/30/2020)																		
59168	DONARI	02/26/1997	Active	31	1	0	1	3.33%	0		5		None	P,S,T,M,VP SC	24+		\$705.00	
23921	HIGASHIKAGAWA	02/13/1964	Active	32	0	1	-1	-3.03%	0	32	4			P,T,M,VP,SC	24+		\$100.00	
38397	HONAI	04/17/1980	Cancelled(6*)	0	0	13	-13	-100.00%	0	21	2		None	P,S,T,M,VP SC	24+			
35904	IKATA	06/05/1978	Active	34	5	3	2	6.25%	0	3	0			N	T,M,SC	0	\$1,543.67	
23868	IMABARI	10/19/1961	Active	67	3	4	-1	-1.47%	0	18	1			P,M,VP,SC	8		\$9,339.07	
Exc Award (06/30/2023, 06/30/2024)																		
23866	IMABARI CHUO	10/24/1963	Active	49	1	0	1	2.08%	0		1			N	M,SC	9	\$4,450.19	
Exc Award (06/30/2017, 06/30/2023)																		
23867	IMABARI HIGASHI	07/31/1973	Active	38	2	2	0	0.00%	0	3	0			N	T,SC	0	\$3,132.28	
54082	IMABARI KURUSHIMA	02/10/1993	Active	35	3	5	-2	-5.41%	0	11	1				T,M,VP,SC	0	\$2,432.27	
Exc Award (06/30/2017)																		
23865	INO	03/11/1967	Active	25	2	1	1	4.17%	0	4	3				S,T,M,VP,SC	7	\$384.47	
Exc Award (06/30/2017, 06/30/2018, 06/30/2020)																		
30293	ISHII	02/18/1975	Active	19	3	0	3	18.75%	0		5		2	N	S,T,M,VP,SC	5	\$726.70	
34073	ITANO	06/08/1977	Active	24	0	3	-3	-11.11%	0	18	2			N	P,S,T,VP,SC	15	\$376.47	



Club Health Assessment for District 336 A through February 2025

			Status	Membership							Reports					Finance	LCIF
Club Number	Club Name	Charter Date		Current Member Count	YTD Members Added	YTD Members Dropped	YTD Net Growth	YTD Net Growth%	Member Count 12 Months Ago	Avg. length of service for dropped members	Months Since Last MMR ***	Yrs. Since Last Officer Report	President Rotation	Vice President Reported ****	Months Since Last Activity Report ***	Account Balance	Donations for current Fiscal Year
			Number of times on status quo within last two years	If below 15 members appears				If net loss is greater than 20% appears			If no report in 3 months appears in	When more than one year appears in	Number of repeat terms	Notes the officers that do not have an active	If no report at 12 months red		
23869	IYO	11/22/1965	Active	49	3	2	1	2.08%	0	1	0			M,VP,SC	24+		\$3,346.92
31380	IYO DOI	11/10/1975	Active	45	0	0	0	0.00%	0		8			N, M,SC	2		\$6,982.31
44150	IYO KOMATSU	06/04/1984	Active	13	0	0	0	0.00%	0		9			P,S,T,M,VP SC	8		\$1,256.82
	Exc Award (06/30/2017)																
23870	IYO MISHIMA	10/18/1961	Active	41	0	0	0	0.00%	0		8			S,M,VP,SC	5		
	Exc Award (06/30/2018, 06/30/2020, 06/30/2021)																
23872	IYOYOSHIDA	09/15/1963	Active	17	2	2	0	0.00%	0	3	4			P,S,M,VP,SC	0		\$577.04
46601	KAMIITA	10/02/1986	Active	30	0	1	-1	-3.23%	0	38	4			N, P,T,M,VP,SC	0		\$418.30
49846	KAMIYAMA	09/11/1989	Active	10	2	0	2	25.00%	0		5			P,S,T,M,VP SC	24+		
23873	KAMOJIMA	02/15/1967	Active	28	1	1	0	0.00%	0	3	0			N, P,VP,SC	0		\$7,670.71
23874	KAN ONJI	03/19/1958	Active	44	5	0	5	12.82%	0		3			N, S,T,M,VP,SC	6		\$5,323.88
55173	KAN-ONJI CHUO	12/28/1993	Active	17	2	0	2	13.33%	0		6			N, P,S,T,M,SC	1		\$1,600.01
	Exc Award (06/30/2017, 06/30/2018)																
23875	KAWANOE	12/16/1961	Active	35	4	3	1	2.94%	0	12	0			N, P,S,M,VP,SC	0		\$3,376.49
	Exc Award (06/30/2018)																
51325	KAWANOE CHUO	02/08/1991	Active	17	0	1	-1	-5.56%	0	1	0			N, P,S,M,SC	0		\$2,037.08
	Exc Award (06/30/2018)																
37399	KIHOKU L C	06/27/1979	Active	31	0	0	0	0.00%	0		5			S,T,VP,SC	2		\$348.59
50169	KITAJIMA	02/05/1990	Active	32	2	7	-5	-13.51%	0	5	1		2	P,T,VP,SC	8		\$444.01
23879	KOCHI	02/12/1956	Active	86	6	9	-3	-3.37%	0	11	0			T,M,VP,SC	0		\$5,822.87
23882	KOCHI CHUO	10/18/1973	Active	53	1	1	0	0.00%	0	32	4			N, S,T,SC	10		\$8,052.64
	Exc Award (06/30/2016)																
42146	KOCHI HIGASHI	12/22/1982	Active	42	1	0	1	2.44%	0		5			N, P,S,T,M,VP SC	4		\$1,030.67
36423	KOCHI KAGAMIGAWA	12/29/1978	Active	33	7	2	5	17.86%	0	14	1			T,M,VP,SC	3		\$334.64
33495	KOCHI KASHIWA	03/07/1977	Active	55	1	2	-1	-1.79%	0	5	1			P,S,T,M,VP SC	0		\$14,248.50
	Exc Award (06/30/2016, 06/30/2017, 06/30/2018)																
23880	KOCHI KATSURA	11/21/1964	Active	34	0	1	-1	-2.86%	0	31	3			N, P,S,T,VP,SC	1		\$3,265.70



Club Health Assessment for District 336 A through February 2025

Club Number	Club Name	Charter Date	Status	Membership							Reports					Finance	LCIF
				Current Member Count	YTD Members Added	YTD Members Dropped	YTD Net Growth	YTD Net Growth%	Member Count 12 Months Ago	Avg. length of service for dropped members	Months Since Last MMR ***	Yrs. Since Last Officer Report	President Rotation	Vice President Reported ****	Months Since Last Activity Report ***	Account Balance	Donations for current Fiscal Year
			Number of times on status quo within last two years	If below 15 members appears				If net loss is greater than 20% appears			If no report in 3 months appears	When more than one year appears in	Number of repeat terms	Notes the officers that do not have an active	If no report at 12 months red		
44337	KOCHI KITA	10/25/1984	Active	34	2	1	1	3.03%	0	0	3		N	T,VP,SC	8		\$2,774.29
23881	KOCHI KUROSHIO	05/24/1961	Active	53	0	2	-2	-3.64%	0	17	3		N	P,S,M,SC	3		\$10,739.26
53874	KOCHI MINAMI	12/02/1992	Active	32	1	1	0	0.00%	0	32	1		N	M,SC	8		\$11,465.80
	Exc Award (06/30/2019, 06/30/2024)																
60201	KOCHI RYOMA	12/16/1997	Active	58	1	1	0	0.00%	0	26	2		N	P,S,T,M,VP SC	11		\$6,089.23
	Exc Award (06/30/2016)																
55127	KOCHI SAKURA	12/10/1993	Active	45	0	8	-8	-15.09%	0	1	0		N	P,T,VP,SC	2		\$4,846.28
	Exc Award (06/30/2023)																
23883	KOCHI YOOJYO	10/07/1959	Active	44	0	2	-2	-4.35%	0	13	2		N	P,T,SC	7		
67605	KOCHI YOSAKOI	04/08/2003	Active	43	1	0	1	2.38%	0		4		N	P,M,SC	1		\$2,100.98
	Exc Award (06/30/2017)																
31635	KOCHI AKI L C	01/30/1976	Active	29	1	1	0	0.00%	0	11	0			P,S,T,M,VP SC	1		\$3,450.37
	Exc Award (06/30/2016)																
23885	KOMATUSIMA	04/20/1963	Active	27	0	0	0	0.00%	0		9		N	S,T,VP,SC	0		\$509.51
	Exc Award (06/30/2017)																
37653	KONPIRA L C	10/31/1979	Active	44	2	1	1	2.33%	0	33	3			P,S,T,M,VP SC	0		\$3,380.04
23898	MARUGAME	02/23/1957	Active	87	1	6	-5	-5.43%	0	19	0		N	P,S,T,VP,SC	9		\$3,000.01
	Exc Award (06/30/2017, 06/30/2020)																
32997	MARUGAME KYOGOKU	11/11/1976	Active	53	0	4	-4	-7.02%	0	17	2		N	P,T,VP	2		\$2,958.74
	Exc Award (06/30/2017)																
34719	MASAKI	11/29/1977	Active	20	1	1	0	0.00%	0	20	4		N	M	11		\$1,261.29
	Exc Award (06/30/2017)																
128323	Matsuyama Century	07/22/2016	Active	36	1	2	-1	-2.70%	0	6	5		N	SC	0		\$551.57
	Exc Award (06/30/2018)																
23900	MATSUYAMA CHUO	11/22/1964	Active	108	4	2	2	1.89%	0	10	0		N	P,S,T,VP,SC	14		\$11,634.42
	Exc Award (06/30/2017, 06/30/2018, 06/30/2020)																
23901	MATSUYAMA DOGO	08/03/1960	Active	57	2	3	-1	-1.72%	0	24	1		N	P,S,T,VP,SC	24		\$7,758.96
	Exc Award (06/30/2020)																



Club Health Assessment for District 336 A through February 2025

			Status	Membership							Reports					Finance	LCIF
Club Number	Club Name	Charter Date		Current Member Count	YTD Members Added	YTD Members Dropped	YTD Net Growth	YTD Net Growth%	Member Count 12 Months Ago	Avg. length of service for dropped members	Months Since Last MMR ***	Yrs. Since Last Officer Report	President Rotation	Vice President Reported ****	Months Since Last Activity Report ***	Account Balance	Donations for current Fiscal Year
			Number of times on status quo within last two years	If below 15 members appears					If net loss is greater than 20% appears			If no report in 3 months appears in	When more than one year appears in	Number of repeat terms	Notes the officers that do not have an active	If no report at 12 months appears in red	
23902	MATSUYAMA HIGASHI	01/20/1970	Active	56	5	2	3	5.66%	0	2	0			P,T,M,VP,SC	17		\$13,482.16
Exc Award (06/30/2017, 06/30/2020, 06/30/2023)																	
23899	MATSUYAMA HOST	10/05/1953	Active	30	4	5	-1	-3.23%	0	13	2			P,S,T,VP,SC	4		\$1,550.03
Exc Award (06/30/2016, 06/30/2017)																	
99080	MATSUYAMA JOTO	04/10/2007	Active	23	0	0	0	0.00%	0		9		N	SC	1		\$1,135.07
Exc Award (06/30/2017)																	
46680	MATSUYAMA KINKI	11/10/1986	Active	55	1	4	-3	-5.17%	0	14	2		N	S,M,VP,SC	9		\$5,581.87
Exc Award (06/30/2017, 06/30/2018, 06/30/2020)																	
40582	MATSUYAMA KITA	11/30/1981	Active	25	1	1	0	0.00%	0	3	0			S,T,M,VP,SC	7		\$248.13
34074	MATSUYAMA MINAMI	06/07/1977	Active	44	4	3	1	2.33%	0	5	0		N	SC	11		\$5,213.54
Exc Award (06/30/2017, 06/30/2019, 06/30/2020)																	
23903	MATSUYAMA NISHI	02/15/1972	Active	62	3	1	2	3.33%	0	0	0		N	SC	3		\$7,295.13
Exc Award (06/30/2018, 06/30/2020)																	
52806	MATSUYAMA SHIRASAGI	04/02/1992	Active	68	4	3	1	1.49%	0	23	0		N	P,S,T,M,VP,SC	15		\$10,200.24
Exc Award (06/30/2017, 06/30/2020)																	
58686	MATSUYAMA SHIROYAMA	09/06/1996	Active	53	6	1	5	10.42%	0	28	0		N	P,S,T,M,VP,SC	24+		\$613.82
Exc Award (06/30/2022, 06/30/2023)																	
52282	MATSUYAMA TSUBAKI	12/16/1991	Active	52	0	8	-8	-13.33%	0	6	1			S,T,M,VP,SC	11		\$2,100.02
Exc Award (06/30/2017, 06/30/2018)																	
86053	MATSUYAMA YUZUKI	03/31/2005	Active	44	1	1	0	0.00%	0	3	2		N	P,T,VP,SC	1		\$22,549.50
Exc Award (06/30/2017, 06/30/2018)																	
23904	MIKAME	04/27/1966	Active	13	0	0	0	0.00%	0		13			S,T,M,VP,SC	24+	90+ Days	
Exc Award (06/30/2017)																	
49245	MIKI SANUKI	02/17/1989	Active	25	1	1	0	0.00%	0	5	4		N	M,VP,SC	8		\$1,000.00
Exc Award (06/30/2017, 06/30/2018)																	
23906	MINAMIUWA L C	03/18/1966	Active	32	7	6	1	3.23%	0	10	2		N	T,M,SC	20		
23909	MITOYO	04/10/1973	Active	39	2	1	1	2.63%	0	45	0			P,S,T,M,VP,SC	7		\$4,178.90
23911	MUROTO	03/29/1967	Active	21	2	1	1	5.00%	0	32	1		None	P,S,T,M,VP,SC	23		\$306.83
Exc Award (06/30/2020)																	



Club Health Assessment for District 336 A through February 2025

			Status	Membership							Reports					Finance	LCIF
Club Number	Club Name	Charter Date		Current Member Count	YTD Members Added	YTD Members Dropped	YTD Net Growth	YTD Net Growth%	Member Count 12 Months Ago	Avg. length of service for dropped members	Months Since Last MMR ***	Yrs. Since Last Officer Report	President Rotation	Vice President Reported ****	Months Since Last Activity Report ***	Account Balance	Donations for current Fiscal Year
			Number of times on status quo within last two years	If below 15 members appears				If net loss is greater than 20% appears			If no report in 3 months appears in	When more than one year appears in	Number of repeat terms	Notes the officers that do not have an active	If no report at 12 months red		
23913	NAGAO	04/17/1964	Active	30	1	1	0	0.00%	0	60	4			S,T,M,VP,SC	0	90+ Days	\$1,600.01
42254	NAKATOSA	01/26/1983	Active	18	0	1	-1	-5.26%	0	7	1			N P,S,T,M,VP SC	2		
23915	NANKOKU	11/05/1971	Active	22	0	0	0	0.00%	0		2			P,S,T,M,VP SC	0		\$2,042.56
35665	NAOSHIMA	05/22/1978	Active	22	0	1	-1	-4.35%	0	3	4		None	P,S,T,M,VP SC	24+		\$278.87
23916	NARUTO	04/22/1963	Active	36	2	2	0	0.00%	0	3	0			M,VP,SC	11		\$501.96
41279	NARUTO NISHI	04/14/1982	Active	21	3	1	2	10.53%	0	4	1			P,S,T,M,VP SC	0		
23917	NIIHAMA	10/05/1960	Active	56	3	0	3	5.66%	0		5		N	SC	1		\$3,252.94
Exc Award (06/30/2018, 06/30/2019)																	
49262	NIIHAMA BESSHI	02/27/1989	Active	35	3	1	2	6.06%	0	5	0			N P,S,T,VP,SC	8		\$1,000.44
34913	NIIHAMA CHUO	12/30/1977	Active	12	0	0	0	0.00%	0		7		None	P,S,T,M,VP SC	1		\$691.41
57929	NIIHAMA HIUCHI	02/29/1996	Active	51	2	1	1	2.00%	0	5	0		N	M,VP,SC	1	\$2,025.07	
Exc Award (06/30/2017, 06/30/2018, 06/30/20)																	
35504	NOMURA	04/24/1978	Active	14	0	0	0	0.00%	0		5		None	P,S,T,M,VP SC	21	\$182.83	
23920	OGATA	05/27/1967	Active	20	1	1	0	0.00%	0	4	3			P,S,T,M,VP SC	19	\$825.85	
23931	OZU	12/02/1960	Active	44	2	2	0	0.00%	0	17	2			S,T,M,VP,SC	24+		
23933	SAIJO	10/19/1961	Active	67	0	1	-1	-1.47%	0	9	3		N	S,VP,SC	7	\$1,235.17	
Exc Award (06/30/2018)																	
50312	SAIJO ISHIZUCHI	03/12/1990	Active	42	2	0	2	5.00%	0		4			P,S,T,M,VP SC	0	\$349.01	
23935	SAKAIDE	04/01/1960	Active	33	0	4	-4	-10.81%	0	20	1		None	P,S,T,M,VP SC	0	\$2,024.84	
23934	SAKAIDE HAKUHO	11/20/1965	Active	136	8	5	3	2.26%	0	14	0			P,S,T,M,VP SC	7	\$29,733.81	
Exc Award (06/30/2017)																	
108021	SAKAIDE SENIOR	04/07/2010	Active	29	0	0	0	0.00%	0		5		N	P,S,VP,SC	15		
Exc Award (06/30/2017)																	
23937	SAKAWA OCHI L C	06/22/1969	Active	16	0	0	0	0.00%	0		11		2	N P,S,T,VP,SC	0	\$1,260.00	
23938	SHIDO	04/16/1965	Active	80	22	24	-2	-2.44%	0	2	4		R	P,S,M,SC	15	\$133.14	
Exc Award (06/30/2017)																	
39251	SHIKOKUCHUO HOO	12/08/1980	Active	33	1	1	0	0.00%	0	3	6		N	S,T	0	\$1,390.42	



Club Health Assessment for District 336 A through February 2025

Club Number	Club Name	Charter Date	Status	Membership							Reports					Finance	LCIF
				Current Member Count	YTD Members Added	YTD Members Dropped	YTD Net Growth	YTD Net Growth%	Member Count 12 Months Ago	Avg. length of service for dropped members	Months Since Last MMR ***	Yrs. Since Last Officer Report	President Rotation	Vice President Reported ****	Months Since Last Activity Report ***	Account Balance	Donations for current Fiscal Year
			Number of times on status quo within last two years	If below 15 members appears				If net loss is greater than 20% appears			If no report in 3 months appears	When more than one year appears in	Number of repeat terms	Notes the officers that do not have an active	If no report at 12 months appears in red		
23914	SHIMANTO	09/24/1963	Active	50	8	2	6	13.64%	0	17	0			N	S,T,VP,SC	0	\$982.84
23942	SHODOSHIMA HIGASHI	05/03/1966	Active	23	1	2	-1	-4.17%	0	26	0			N	P,S,T,M,VP SC	0	\$440.01
	Exc Award (06/30/2017)																
23941	SHODOSHIMA L C	02/11/1964	Active	46	3	1	2	4.55%	0	1	2			N	S,T,M,VP,SC	4	\$1,100.01
	Exc Award (06/30/2017, 06/30/2018, 06/30/2019)																
23943	SUKUMO	06/10/1965	Active	15	0	0	0	0.00%	0		11			N	P,T,VP,SC	0	\$509.15
23944	SUSAKI	06/14/1963	Active	25	2	0	2	8.70%	0		2			N	P,T,M,VP,SC	1	\$773.28
23946	TADOTSU	03/01/1964	Active	56	0	1	-1	-1.75%	0	4	2				S,T,M,VP,SC	0	\$4,080.98
	Exc Award (06/30/2017)																
23951	TAKAMATSU	01/25/1956	Active	29	0	2	-2	-6.45%	0	4	5			N	P,S,T,M,VP SC	4	\$378.72
	Exc Award (06/30/2019)																
23953	TAKAMATSU AOI	11/29/1970	Active	46	3	2	1	2.22%	0	5	1			N	SC	9	\$2,352.75
	Exc Award (06/30/2017)																
55128	TAKAMATSU GENPEI	12/13/1993	Active	31	2	1	1	3.33%	0	14	5			N	T,M,SC	0	\$3,287.31
	Exc Award (06/30/2017)																
23947	TAKAMATSU HIGASHI	06/26/1965	Active	53	6	10	-4	-7.02%	0	4	0			N	SC	0	\$6,950.07
	Exc Award (06/30/2017, 06/30/2019)																
88655	TAKAMATSU KITA	06/16/2005	Active	24	1	3	-2	-7.69%	0	11	0				P,S,T,VP,SC	5	\$248.13
	Exc Award (06/30/2016)																
77881	TAKAMATSU KUKO	12/05/2003	Active	20	1	2	-1	-4.76%	0	10	1			N	P,S,T,M,VP SC	0	\$242.75
23948	TAKAMATSU MINAMI	11/05/1973	Active	18	0	1	-1	-5.26%	0	5	6		None		P,S,T,M,VP SC	9	
	Exc Award (06/30/2017)																
29973	TAKAMATSU NISHI	11/29/1974	Active	61	19	4	15	32.61%	0	3	0				P,T,M,VP,SC	13	\$15,139.18
127386	Takamatsu Phoenix	04/26/2016	Active	22	1	1	0	0.00%	0	7	1			N		0	\$695.10
	Exc Award (06/30/2017, 06/30/2018)																
23955	TAKAMATSU RITSURIN	10/13/1962	Active	34	2	3	-1	-2.86%	0	36	0			N	P,T,M,VP,SC	12	\$6,847.95
	Exc Award (06/30/2017)																
23975	TAKAMATSU SHIUN	03/08/1970	Active	58	3	6	-3	-4.92%	0	10	2				P,T,M,VP,SC	24+	\$1,900.75



Club Health Assessment for District 336 A through February 2025

			Status	Membership							Reports					Finance	LCIF
Club Number	Club Name	Charter Date		Current Member Count	YTD Members Added	YTD Members Dropped	YTD Net Growth	YTD Net Growth%	Member Count 12 Months Ago	Avg. length of service for dropped members	Months Since Last MMR ***	Yrs. Since Last Officer Report	President Rotation	Vice President Reported ****	Months Since Last Activity Report ***	Account Balance	Donations for current Fiscal Year
			Number of times on status quo within last two years	If below 15 members appears				If net loss is greater than 20% appears			If no report in 3 months appears in	When more than one year appears in	Number of repeat terms	Notes the officers that do not have an active	If no report at 12 months red		
Exc Award (06/30/2018)														S,T,M,VP,SC	24+		\$303.85
23952	TAKAMATSU TAMAMO	10/30/1960	Active	25	0	0	0	0.00%	0		5						
Exc Award (06/30/2016)																	
23950	TAKAMATSU YASHIMA	10/13/1964	Active	24	0	5	-5	-17.24%	0	18	0		None	P,S,T,M,VP SC	24+		\$1,209.10
Exc Award (06/30/2016)																	
40971	TOBE	02/22/1982	Active	47	5	4	1	2.17%	0	20	0			N	T,VP,SC	0	\$5,760.28
Exc Award (06/30/2017)																	
56067	TOKUSHIMA AI	08/26/1994	Active	25	1	1	0	0.00%	0	39	1			N	P,S,T,M,VP SC	24+	\$1,250.10
23959	TOKUSHIMA BIZAN	12/01/1960	Active	23	1	1	0	0.00%	0	11	1			N	P,S,T,M,VP SC	24+	\$301.15
23960	TOKUSHIMA CHUO	10/17/1961	Active	13	1	0	1	8.33%	0		1			N	S,M,SC	3	\$232.62
Exc Award (06/30/2018)																	
58433	TOKUSHIMA MARINPIA	06/14/1996	Active	32	3	1	2	6.67%	0	28	2			N	S,T,M,VP,SC	3	\$2,530.60
23962	TOKUSHIMA MINAMI	04/09/1973	Active	15	1	0	1	7.14%	0		2		2	R	M,VP	19	\$300.36
Exc Award (06/30/2017)																	
33399	TOKUSHIMA SHIROYAMA	02/25/1977	Active	38	2	1	1	2.70%	0	1	3			N	S,T,M,SC	1	\$1,052.25
Exc Award (06/30/2018)																	
78263	TOKUSHIMA SUDACHI	02/18/2004	Active	64	5	0	5	8.47%	0		3			N	T,SC	17	\$3,705.20
Exc Award (06/30/2019)																	
106779	TOKUSHIMA YAMAMOMO	10/19/2009	Active	24	0	4	-4	-14.29%	0	11	5				P,T,M,VP,SC	24+	\$222.00
52160	TOKUSHIMA YOSHINOAWA	11/12/1991	Active	24	0	0	0	0.00%	0		11				M,VP,SC	2	\$1,565.23
Exc Award (06/30/2019, 06/30/2020)																	
23945	TOSA	11/19/1965	Active	46	1	3	-2	-4.17%	0	16	1			N	P,M,VP,SC	0	\$990.09
Exc Award (06/30/2016, 06/30/2018, 06/30/2020)																	
35276	TOSA KONAN	03/13/1978	Active	32	3	2	1	3.23%	0	3	0		None	P,S,T,M,VP SC	11	\$2,300.00	
Exc Award (06/30/2017)																	
23910	TOSA-MOTOYAMA L C	03/12/1967	Active	25	0	1	-1	-3.85%	0	21	5		None	P,S,T,M,VP SC	0	\$624.91	
23969	TOSASHIMIZU	10/25/1964	Active	33	1	4	-3	-8.33%	0	7	2				S,T,M,VP,SC	8	\$1,528.61
23967	TOSAYAMADA	12/01/1964	Active	9	0	0	0	0.00%	0		5		3		S,T,M,VP,SC	0	\$1,160.00



Club Health Assessment for District 336 A through February 2025

Club Number	Club Name	Charter Date	Status	Membership							Reports					Finance	LCIF
				Current Member Count	YTD Members Added	YTD Members Dropped	YTD Net Growth	YTD Net Growth%	Member Count 12 Months Ago	Avg. length of service members	Months Since Last MMR ***	Yrs. Since Last Officer Report	President Rotation	Vice President Reported ****	Months Since Last Activity Report ***	Account Balance	Donations for current Fiscal Year
			Number of times on status quo within last two years	If below 15 members appears				If net loss is greater than 20% appears			If no report in 3 months appears	When more than one year appears in	Number of repeat terms	Notes the officers that do not have an active	If no report at 12 months appears in red		
23919	TOYO	01/18/1964	Active	48	2	5	-3	-5.88%	0	11	1			N	S,VP,SC	8	\$734.98
	Exc Award (06/30/2017, 06/30/2019)																
23972	UCHIKO	06/17/1966	Active	40	0	0	0	0.00%	0		5			N	P,VP	0	\$574.64
	Exc Award (06/30/2017)																
99685	UTAZU	06/19/2007	Active	38	6	1	5	15.15%	0	1	0			N	S,T,SC	4	\$5,122.96
23976	UWA	12/02/1960	Active	41	1	0	1	2.50%	0		0		2	N	T,M,SC	6	\$1,918.30
23978	UWAJIMA	07/05/1955	Active	42	3	3	0	0.00%	0	3	1			N	P,S,T,M,VP SC	0	\$1,329.85
	Exc Award (06/30/2016)																
23981	WAKI	12/08/1964	Active	36	5	1	4	12.50%	0	1	2		None		P,S,T,M,VP SC	20	
	Exc Award (06/30/2017)																
39944	YAKURI L C	05/05/1981	Active	22	0	0	0	0.00%	0		7			N	M,VP,SC	4	\$181.22
23983	YAWATAHAMA	03/14/1956	Active	39	1	2	-1	-2.50%	0	7	5			N	S,T,VP,SC	2	\$2,493.80
	Exc Award (06/30/2017)																
42734	YAWATAHAMA MINATO	05/19/1983	Active	31	2	3	-1	-3.13%	0	3	0			N	P,M,VP,SC	1	\$620.00
	Exc Award (06/30/2017)																
23989	ZENTSUJI	06/19/1962	Active	40	0	0	0	0.00%	0		9			N	P,S,M,VP,SC	2	\$3,090.95

Clubs Cancelled Previous Fiscal Year – Clubs Cancelled within last 12 months may be reinstated

Club Number	Club Name	Charter Date	Current Status*	Cancellation Date
78946	TAKAMATSU GREEN	04/28/2004	Cancelled(6*)	06/29/2024

Current Total Clubs Count	YTD New Clubs Count	YTD Cancelled Clubs Count	YTD Net Club Gain	Current Total Members Count	YTD YTD Add	YTD YTD Drop	YTD Net Growth	YTD Net Growth %	Member Count 12 Months Ago	Average Member Count Per Club	% of Clubs with less than 20 members	% No MMR in 3 Months	% No Officer Report in 12 Months	% of Clubs with balance 90+ days	Number of Clubs in Status Quo	% Status Quo Clubs in Financial Suspension	Number of Cancelled Clubs	Average Cancelled Club Age	Members Lost Due to Cancellation	% of Clubs Cancelled for Non-Financial Reasons
134	1	1	0	4,979	304	275	29	0.59%	0	37	13%	43%	0%	1%	0	0%	1	65	13	100%



Club Health Assessment for District 336 A through February 2025

			Status	Membership							Reports					Finance	LCIF
Club Number	Club Name	Charter Date		Current Member Count	YTD Members Added	YTD Members Dropped	YTD Net Growth	YTD Net Growth%	Member Count 12 Months Ago	Avg. length of service for dropped members	Months Since Last MMR ***	Yrs. Since Last Officer Report	President Rotation	Vice President Reported ****	Months Since Last Activity Report ***	Account Balance	Donations for current Fiscal Year
			Number of times on status quo within last two years	If below 15 members appears				If net loss is greater than 20% appears			If no report in 3 months appears in	When more than one year appears in	Number of repeat terms	Notes the officers that do not have an active	If no report at 12 months appears in red		

* - P - Priority Club. Cancellation Reasons: 1-Objectives/conduct, 2-Non-active club, 5-Non-existing club, 6-Disbanding, 7-Merger, 8-Financial Suspension, 9-District/Multiple District Dues.
** - Abbreviation: P-President, S-Secretary, T-Treasurer, M-Member Chairperson, VP-First Vice President, MC-Communications Chairperson, SC-Service Chairperson
*** - Abbreviation: N/R - Never reported using the Lions Clubs website, N/A - Not applicable, No password registered for the Lions Clubs website.
**** - Abbreviation: N - New, IP - Immediate Past, R - Repeat.



Club Health Assessment for District 336 B through February 2025

			Status	Membership						Reports					Finance		LCIF	
Club Number	Club Name	Charter Date		Current Member Count	YTD Members Added	YTD Members Dropped	YTD Net Growth	YTD Net Growth%	Member Count 12 Months Ago	Avg. length of service for dropped members	Months Since Last MMR ***	Yrs. Since Last Officer Report	President Rotation	Vice President Reported ****	Months Since Last Activity Report ***	Account Balance	Donations for current Fiscal Year	
			Number of times on status quo within last two years	If below 15 members appears					If net loss is greater than 20% appears			If no report in 3 months appears in	When more than one year appears in	Number of repeat terms	Notes the officers that do not have an active	If no report at 12 months appears in red		
Clubs less than two years old																		
180620	Okayama Subaru	02/28/2025	Newly Chartered	24	24	0	24	100.00%	0		0				M,VP,SC	N/A		
Clubs more than two years old																		
23856	BIZEN Exc Award (06/30/2019)	06/26/1960	Active	25	4	0	4	19.05%	0		7			N	S,T,M,VP,SC	0		\$646.32
23907	BIZEN MITSUISHI	06/24/1961	Active	13	0	0	0	0.00%	0		5				S,T,M,VP,SC	24+		
23861	HINASE	08/03/1961	Active	10	1	2	-1	-9.09%	0	16	0				T,M,VP,SC	N/A		\$139.43
39498	HIRUZEN L C Exc Award (06/30/2016)	02/04/1981	Active	28	2	0	2	7.69%	0		0				P,S,T,M,VP SC	9		\$1,300.13
23864	IBARA	01/26/1956	Active	26	1	2	-1	-3.70%	0	15	0			N	T,M,VP,SC	0		
41280	KASAOKA HIGASHI	04/14/1982	Active	34	0	4	-4	-10.53%	0	24	0				P,T,M,VP,SC	9		
23887	KOJIMA	12/28/1955	Active	32	1	2	-1	-3.03%	0	19	1				P,S,T,M,VP SC	15		\$413.64
23884	KOJIMA WASHU	12/07/1964	Active	30	4	1	3	11.11%	0	31	3			N	P,S,M,VP,SC	7		
23886	KONKO Exc Award (06/30/2024)	03/27/1960	Active	17	2	4	-2	-10.53%	0	10	1				P,T,M,VP,SC	3		\$700.00
23888	KURASHIKI Exc Award (06/30/2016, 06/30/2017, 06/30/2024)	06/26/1957	Active	66	2	2	0	0.00%	0	3	0			N	P,S,M,VP,SC	1		\$1,000.00
36178	KURASHIKI ACHI	10/19/1978	Active	16	0	1	-1	-5.88%	0	1	0			N	T,SC	0		\$800.02
23891	KURASHIKI CHUO Exc Award (06/30/2016)	06/21/1964	Active	20	0	2	-2	-9.09%	0	9	4			None	N	P	0	\$1,000.00
23857	KURASHIKI HIGASHI Exc Award (06/30/2016)	02/25/1969	Active	15	0	0	0	0.00%	0		7				M,VP,SC	3		\$1,050.02
85971	KURASHIKI HOHOEMI	03/21/2005	Active	7	0	0	0	0.00%	0		8			None	P,T,M,VP,SC	23		
33800	KURASHIKI MABI Exc Award (06/30/2016, 06/30/2021, 06/30/2024)	04/19/1977	Active	26	2	2	0	0.00%	0	30	6			N	SC	2		\$1,680.14
30378	KURASHIKI MINAMI Exc Award (06/30/2016, 06/30/2018)	03/06/1975	Active	32	2	2	0	0.00%	0	39	1			N	P,S,T,M,VP SC	24+		\$5,259.70



Club Health Assessment for District 336 B through February 2025

			Status	Membership							Reports					Finance		LCIF
Club Number	Club Name	Charter Date		Current Member Count	YTD Members Added	YTD Members Dropped	YTD Net Growth	YTD Net Growth%	Member Count 12 Months Ago	Avg. length of service for dropped members	Months Since Last MMR ***	Yrs. Since Last Officer Report	President Rotation	Vice President Reported ****	Months Since Last Activity Report ***	Account Balance	Donations for current Fiscal Year	
			Number of times on status quo within last two years	If below 15 members appears				If net loss is greater than 20% appears			If no report in 3 months appears in	When more than one year appears in	Number of repeat terms	Notes the officers that do not have an active	If no report at 12 months appears in red			
23890	KURASHIKI MIZUSHIMA	06/24/1961	Active	23	0	0	0	0.00%	0		9			P,S,T,M,VP SC	15		\$300.36	
37899	KURASHIKI NISHI	12/26/1979	Active	49	3	1	2	4.26%	0	0	4			T,VP,SC	7		\$7,000.00	
	Exc Award (06/30/2016, 06/30/2018)																	
23892	KURASHIKI OHJI	12/23/1971	Active	23	0	1	-1	-4.17%	0	2	7		N	SC	0			
53030	KURASHIKI ROSE	05/05/1992	Active	9	0	0	0	0.00%	0		1		N	T,M,SC	0			
43302	KURASHIKI TENRYO	12/29/1983	Active	29	1	0	1	3.57%	0		6		N	S,M,SC	0		\$222.01	
23889	KURAYOSHI	12/09/1959	Active	40	1	2	-1	-2.44%	0	26	2		N	S,T,VP,SC	6		\$548.49	
	Exc Award (06/30/2016, 06/30/2018, 06/30/20)																	
44496	KURAYOSHI GREAT	12/10/1984	Active	35	3	3	0	0.00%	0	15	1		N	S,SC	2		\$452.42	
	Exc Award (06/30/2016, 06/30/2018)																	
36645	KURAYOSHI KITA	02/05/1979	Cancelled(6*)	0	0	14	-14	-100.00%	0	21	2		None	P,S,T,M,VP SC	9			
23895	KURAYOSHI UTSUBUKI	11/27/1969	Active	37	3	1	2	5.71%	0	2	6		R	S,T,VP,SC	4		\$583.19	
	Exc Award (06/30/2016, 06/30/2018)																	
32036	MANIWA ASAHI L C	04/06/1976	Active	14	0	1	-1	-6.67%	0	22	3			P,S,T,M,VP SC	0		\$700.00	
	Exc Award (06/30/2016, 06/30/2018, 06/30/20)																	
23897	MANIWA L C	04/12/1964	Active	19	0	0	0	0.00%	0		11		N	P,S,T,M,VP SC	8			
23908	MITSU	09/27/1964	Cancelled(6*)	0	0	22	-22	-100.00%	0	17	2		None	P,S,T,M,VP SC	11		\$2,000.00	
	Exc Award (06/30/2017)																	
23918	NIIMI	12/11/1957	Active	53	5	2	3	6.00%	0	11	1			P,S,T,M,VP SC	8		\$3,254.14	
35464	OCHIAI	04/10/1978	Active	14	0	0	0	0.00%	0		11			P,S,T,M,VP SC	1			
	Exc Award (06/30/2016)																	
23922	OKAYAMA	11/02/1954	Active	55	5	6	-1	-1.79%	0	7	0		N	SC	0			
39112	OKAYAMA AGEHA	11/26/1980	Active	35	1	0	1	2.94%	0		5			S,VP	0		\$1,000.01	
	Exc Award (06/30/2019, 06/30/2024)																	
35277	OKAYAMA CHUO	03/13/1978	Active	22	3	2	1	4.76%	0	13	0		N	M,VP,SC	6			
	Exc Award (06/30/2023, 06/30/2024)																	
123510	Okayama Harmony	10/30/2014	Active	36	0	2	-2	-5.26%	0	9	0		2	P,M,VP,SC	0		\$7,000.00	
	Exc Award (06/30/2019, 06/30/2024)																	



Club Health Assessment for District 336 B through February 2025

			Status	Membership							Reports					Finance		LCIF
Club Number	Club Name	Charter Date		Current Member Count	YTD Members Added	YTD Members Dropped	YTD Net Growth	YTD Net Growth%	Member Count 12 Months Ago	Avg. length of service for dropped members	Months Since Last MMR ***	Yrs. Since Last Officer Report	President Rotation	Vice President Reported ****	Months Since Last Activity Report ***	Account Balance	Donations for current Fiscal Year	
			Number of times on status quo within last two years	If below 15 members appears				If net loss is greater than 20% appears			If no report in 3 months appears in	When more than one year appears in	Number of repeat terms	Notes the officers that do not have an active	If no report at 12 months red			
23924	OKAYAMA HIGASHI	12/26/1960	Active	66	8	0	8	13.79%	0		0			N S,VP	3		\$5,200.00	
	Exc Award (06/30/2016, 06/30/2019, 06/30/20																	
23925	OKAYAMA HIKARI	06/19/1972	Active	22	3	2	1	4.76%	0	26	2			VP,SC	1		\$3,400.05	
	Exc Award (06/30/2018, 06/30/2021, 06/30/20																	
61345	OKAYAMA JOTO	12/08/1998	Active	12	1	0	1	9.09%	0		1			S,M,VP,SC	24+		\$240.00	
23877	OKAYAMA KIBI	11/28/1965	Active	33	1	1	0	0.00%	0	45	2		N	T,VP,SC	0			
43303	OKAYAMA KITA	12/12/1983	Active	11	0	3	-3	-21.43%	0	18	2		N	P,S,VP,SC	0		\$701.26	
23927	OKAYAMA KORAKU	12/26/1960	Active	40	1	2	-1	-2.44%	0	29	1		N	P,T,VP	4		\$1,600.01	
	Exc Award (06/30/2016, 06/30/2017)																	
29863	OKAYAMA MINAMI	10/14/1974	Active	22	2	0	2	10.00%	0		2			P,S,T,VP,SC	9		\$7,700.13	
	Exc Award (06/30/2017, 06/30/2018)																	
132601	Okayama Mirai	09/13/2017	Active	94	1	4	-3	-3.09%	0	6	6		N	S	1			
	Exc Award (06/30/2018, 06/30/2019, 06/30/20																	
146704	Okayama Momo	06/14/2021	Active	26	7	0	7	36.84%	0		0			T,M,VP,SC	3		\$5,000.01	
	Exc Award (06/30/2023)																	
57447	OKAYAMA MUSCAT	10/23/1995	Active	13	2	1	1	8.33%	0	1	2			M,VP,SC	2			
23928	OKAYAMA NISHI	03/20/1972	Active	93	5	3	2	2.20%	0	27	1			VP,SC	4		\$20,100.05	
	Exc Award (06/30/2016, 06/30/2021)																	
68670	OKAYAMA PEARL	04/30/2003	Cancelled(6*)	0	0	6	-6	-100.00%	0	7	1		None	P,S,T,M,VP SC	24+			
	Exc Award (06/30/2016, 06/30/2017, 06/30/20																	
39387	OKAYAMA PHOENIX	01/31/1981	Active	16	5	3	2	14.29%	0	17	0			P,VP,SC	11		\$340.00	
47377	OKAYAMA SETOUCHI	05/19/1987	Active	39	1	0	1	2.63%	0		0		N	S,VP,SC	2			
	Exc Award (06/30/2016, 06/30/2017)																	
23926	OKAYAMA SOZAN	06/16/1969	Active	31	1	4	-3	-8.82%	0	25	1		N	P,T,M,VP,SC	0		\$3,700.11	
	Exc Award (06/30/2016)																	
41854	OKU	09/07/1982	Active	26	0	0	0	0.00%	0		8		N	SC	24+			
23932	SAIDAIJI	05/01/1957	Active	69	4	2	2	2.99%	0	2	1			T,VP,SC	N/R		\$1,000.00	
56376	SAIHAKU MINAMI	12/28/1994	Active	25	0	1	-1	-3.85%	0	21	5			S,T,VP,SC	11			



Club Health Assessment for District 336 B through February 2025

			Status	Membership							Reports					Finance		LCIF
Club Number	Club Name	Charter Date		Current Member Count	YTD Members Added	YTD Members Dropped	YTD Net Growth	YTD Net Growth%	Member Count 12 Months Ago	Avg. length of service for dropped members	Months Since Last MMR ***	Yrs. Since Last Officer Report	President Rotation	Vice President Reported ****	Months Since Last Activity Report ***	Account Balance	Donations for current Fiscal Year	
			Number of times on status quo within last two years	If below 15 members appears			If net loss is greater than 20% appears			If no report in 3 months appears in			When more than one year appears in	Number of repeat terms	Notes the officers that do not have an active	If no report at 12 months appears in red		
Exc Award (06/30/2019)																		
23936	SAKAIMINATO	09/16/1959	Active	54	3	1	2	3.85%	0	3	3			N	M,SC	23		
29419	SAKAIMINATO MIHO	05/31/1974	Active	32	3	0	3	10.34%	0		2			N	P,S,T,SC	10		
Exc Award (06/30/2016)																		
121792	Shinkurashiki	04/04/2014	Active	29	0	0	0	0.00%	0		17	1	None		P,S,T,M,VP SC	N/A	90+ Days	
Exc Award (06/30/2016, 06/30/2018)																		
23940	SOJA	02/05/1961	Active	30	0	1	-1	-3.23%	0	52	1			N	S,T,M,SC	1		\$996.96
50440	SOJA SESSHU	04/16/1990	Active	11	0	0	0	0.00%	0		2				P,VP,SC	4		\$2,425.28
23949	TAKAHASHI	02/16/1961	Active	20	2	0	2	11.11%	0		3			N	P,T,VP,SC	2		\$488.02
Exc Award (06/30/2016, 06/30/2018)																		
23954	TAMANO	03/31/1956	Active	29	0	2	-2	-6.45%	0	7	2			N	P,S,T,M,VP SC	0		\$2,313.55
23966	TAMANO SHIBUKAWA	07/29/1965	Active	17	1	3	-2	-10.53%	0	22	1			N	T,M,SC	8		\$1,222.01
Exc Award (06/30/2022, 06/30/2024)																		
23956	TAMASHIMA	02/22/1956	Active	36	0	0	0	0.00%	0		6			N	P,S	3		\$432.25
Exc Award (06/30/2016, 06/30/2019, 06/30/20)																		
23963	TOTTORI	02/16/1957	Active	27	1	1	0	0.00%	0	13	0				S,T,M,VP,SC	2		
Exc Award (06/30/2016, 06/30/2017, 06/30/20)																		
23965	TOTTORI CHUO	09/19/1962	Active	41	2	5	-3	-6.82%	0	16	0				S,T,M,VP,SC	4		
Exc Award (06/30/2016, 06/30/2018, 06/30/20)																		
23970	TOTTORI INABA	05/19/1968	Active	92	3	3	0	0.00%	0	15	2				S,T,M,VP,SC	2		\$6,800.04
Exc Award (06/30/2016, 06/30/2018, 06/30/20)																		
23977	TOTTORI KYUSHO	04/12/1970	Active	27	3	1	2	8.00%	0	7	0			R	S,VP,SC	1		\$1,100.11
Exc Award (06/30/2018, 06/30/2021)																		
48006	TOTTORI SAKYU	12/28/1987	Active	40	2	1	1	2.56%	0	24	5			N	S,M,VP,SC	5		\$2,522.37
Exc Award (06/30/2016, 06/30/2017, 06/30/20)																		
41947	TOTTORI SENDAI	10/29/1982	Active	12	0	0	0	0.00%	0		8				S,T,M,VP,SC	1		
Exc Award (06/30/2019, 06/30/2021)																		
23964	TSUYAMA	05/12/1955	Active	26	1	0	1	4.00%	0		2			N	T,M,VP,SC	2		\$1,000.00



Club Health Assessment for District 336 B through February 2025

			Status	Membership							Reports					Finance		LCIF
Club Number	Club Name	Charter Date		Current Member Count	YTD Members Added	YTD Members Dropped	YTD Net Growth	YTD Net Growth%	Member Count 12 Months Ago	Avg. length of service for dropped members	Months Since Last MMR ***	Yrs. Since Last Officer Report	President Rotation	Vice President Reported ****	Months Since Last Activity Report ***	Account Balance	Donations for current Fiscal Year	
			Number of times on status quo within last two years	If below 15 members appears				If net loss is greater than 20% appears			If no report in 3 months appears in	When more than one year appears in	Number of repeat terms	Notes the officers that do not have an active	If no report at 12 months appears in red			
23971	TSUYAMA KAKUZAN	03/20/1968	Active	29	0	2	-2	-6.45%	0	25	2			S,T,M,VP,SC	5		\$1,000.01	
	Exc Award (06/30/2018)																	
43304	TSUYAMA SAKURA	12/27/1983	Active	18	0	0	0	0.00%	0		8			N P,S,T	1		\$1,260.05	
	Exc Award (06/30/2016, 06/30/2019)																	
47040	TSUYAMA SHURAKU	03/09/1987	Active	31	0	0	0	0.00%	0		8			N VP	0		\$2,753.61	
	Exc Award (06/30/2018, 06/30/2019)																	
23974	TSUYAMA YAYOI	02/15/1970	Active	23	2	2	0	0.00%	0	6	2			N M,VP,SC	2		\$1,000.00	
	Exc Award (06/30/2016, 06/30/2019, 06/30/2020)																	
23980	WAKE	02/11/1962	Active	21	0	1	-1	-4.55%	0	12	2			N M,VP,SC	24+		\$300.01	
23982	YAKAKE	01/15/1965	Active	27	1	1	0	0.00%	0	44	1			N T,M,VP,SC	24+		\$174.51	
23985	YONAGO	11/24/1956	Active	47	3	1	2	4.44%	0	3	3			T,M,VP,SC	1		\$583.27	
	Exc Award (06/30/2022)																	
23986	YONAGO GREAT SOUTH	07/21/1963	Active	11	3	1	2	22.22%	0	0	1			T,M,VP,SC	24+			
36646	YONAGO JOZAN	02/05/1979	Active	23	0	0	0	0.00%	0		10			S,M,VP,SC	0		\$300.49	
	Exc Award (06/30/2017, 06/30/2021)																	
23987	YONAGO NISHIKI	04/30/1964	Active	24	0	1	-1	-4.00%	0	11	1			M,VP,SC	0		\$291.64	
23988	YOSHINAGA	04/23/1967	Active	13	4	0	4	44.44%	0		5		2	R T,M,SC	4	90+ Days	\$470.33	
35278	YUBARA	03/27/1978	Active	20	0	1	-1	-4.76%	0	2	7			T,VP,SC	2		\$1,000.00	
	Exc Award (06/30/2017, 06/30/2021)																	
123707	Yurihama Mirai	11/26/2014	Active	19	1	1	0	0.00%	0	10	5		2	T,M,VP,SC	N/A			

Clubs Cancelled Previous Fiscal Year – Clubs Cancelled within last 12 months may be reinstated

Club Number	Club Name	Charter Date	Current Status*	Cancellation Date
49657	KURASHIKI HEISEI	06/28/1989	Cancelled(6*)	08/29/2023
23929	OKAYAMA UJO	11/26/1957	Cancelled(6*)	06/29/2024



Club Health Assessment for District 336 B through February 2025

Club NumberClub NameCharter Date			Status		Membership								Reports					Finance		LCIF
					Current Member Count	YTD Members Added	YTD Members Dropped	YTD Net Growth	YTD Net Growth%	Member Count 12 Months Ago	Avg. length of service for dropped members	Months Since Last MMR ***	Yrs. Since Last Officer Report	President Rotation	Vice President Reported ****	Months Since Last Activity Report ***	Account Balance	Donations for current Fiscal Year		
			Number of times on status quo within last two years	If below 15 members appears				If net loss is greater than 20% appears			If no report in 3 months appears in	When more than one year appears in	Number of repeat terms	Notes the officers that do not have an active	If no report at 12 months appears in red					
Current Total Clubs Count	YTD New Clubs Count	YTD Cancelled Clubs Count	YTD Net Club Gain	Current Total Members Count	YTD Add	YTD Drop	YTD Net Growth	YTD Net Growth %	Member Count 12 Months Ago	Average Member Count Per Club	% of Clubs with less than 20 members	% No MMR in 3 Months	% No Officer Report in 12 Months	% of Clubs with balance 90+ days	Number of Clubs in Status Quo	% Status Quo Clubs in Financial Suspension	Number of Cancelled Clubs	Average Cancelled Club Age	Members Lost Due to Cancellation	% of Clubs Cancelled for Non-Financial Reasons
79	1	3	-2	2,381	147	142	5	0.21%	0	30	27%	41%	1%	3%	0	0%	3	76	42	100%

* - P - Priority Club. Cancellation Reasons: 1-Objectives/conduct, 2-Non-active club, 5-Non-existing club, 6-Disbanding, 7-Merger, 8-Financial Suspension, 9-District/Multiple District Dues.

** - Abbreviation: P-President, S-Secretary, T-Treasurer, M-Member Chairperson, VP-First Vice President, MC-Communications Chairperson, SC-Service Chairperson

*** - Abbreviation: N/R - Never reported using the Lions Clubs website, N/A - Not applicable, No password registered for the Lions Clubs website.

**** - Abbreviation: N - New, IP - Immediate Past, R - Repeat.



Club Health Assessment for District 336 C through February 2025

			Status	Membership							Reports					Finance		LCIF
Club Number	Club Name	Charter Date		Current Member Count	YTD Members Added	YTD Members Dropped	YTD Net Growth	YTD Net Growth%	Member Count 12 Months Ago	Avg. length of service for dropped members	Months Since Last MMR ***	Yrs. Since Last Officer Report	President Rotation	Vice President Reported ****	Months Since Last Activity Report ***	Account Balance	Donations for current Fiscal Year	
			Number of times on status quo within last two years	If below 15 members appears				If net loss is greater than 20% appears			If no report in 3 months appears in	When more than one year appears in	Number of repeat terms	Notes the officers that do not have an active	If no report at 12 months appears in red			
Clubs more than two years old																		
24083	AKI L C	11/28/1961	Active	30	5	1	4	15.38%	0	4	0			VP,SC	2		\$2,295.89	
Exc Award (06/30/2019, 06/30/2020)																		
24207	AKITAKATA	07/19/1962	Active	17	0	3	-3	-15.00%	0	25	5			T,M,VP,SC	7		\$130.59	
24091	FUCHU	05/01/1958	Active	37	0	0	0	0.00%	0		0		N	SC	1		\$1,223.19	
41282	FUCHU CHUO	04/22/1982	Active	32	0	0	0	0.00%	0		7		N	M,SC	0		\$1,826.61	
37304	FUCHU MEIKYO	06/05/1979	Active	9	0	1	-1	-10.00%	0	16	1			P,T,M,VP,SC	24		\$65.30	
24092	FUKUYAMA	10/20/1956	Active	84	0	0	0	0.00%	0		4		N	T,M,VP,SC	0		\$3,644.76	
24089	FUKUYAMA AI	03/12/1966	Active	44	2	1	1	2.33%	0	5	0		N	T,M,VP,SC	1		\$7,355.46	
Exc Award (06/30/2018, 06/30/2019, 06/30/2020)																		
24093	FUKUYAMA CHUO	02/26/1967	Active	39	1	3	-2	-4.88%	0	17	1		N	S,SC	1		\$3,157.14	
Exc Award (06/30/2018)																		
24095	FUKUYAMA CITY	01/19/1969	Active	22	0	1	-1	-4.35%	0	47	2			VP,SC	8		\$668.99	
55988	FUKUYAMA FLOWER	07/06/1994	Active	52	4	3	1	1.96%	0	8	1		N	SC	2		\$4,991.80	
Exc Award (06/30/2016)																		
54566	FUKUYAMA HEISEI	06/07/1993	Active	38	2	1	1	2.70%	0	11	5		N	SC	1		\$1,256.26	
Exc Award (06/30/2019, 06/30/2020)																		
32998	FUKUYAMA HIGASHI	11/04/1976	Active	58	0	0	0	0.00%	0		8		N	T,M,VP,SC	0		\$2,826.03	
Exc Award (06/30/2018)																		
41855	FUKUYAMA HISAMATSU	09/27/1982	Active	45	1	4	-3	-6.25%	0	7	1		N	T	0		\$5,726.87	
Exc Award (06/30/2018, 06/30/2019, 06/30/2020)																		
24094	FUKUYAMA IYOO	07/11/1962	Active	42	3	0	3	7.69%	0		2		N	T,VP	0		\$4,315.45	
Exc Award (06/30/2019)																		
51813	FUKUYAMA KITA	06/18/1991	Active	26	0	0	0	0.00%	0		7		N	T,SC	1		\$793.43	
24148	FUKUYAMA MATSUNAGA	12/04/1960	Active	41	1	4	-3	-6.82%	0	21	1		N	SC	1			
Exc Award (06/30/2016, 06/30/2018)																		
53244	FUKUYAMA MINAMI	06/01/1992	Active	67	1	3	-2	-2.90%	0	14	0			T,M,VP,SC	2		\$10,062.88	
Exc Award (06/30/2016, 06/30/2017)																		



Club Health Assessment for District 336 C through February 2025

			Status	Membership							Reports					Finance		LCIF
Club Number	Club Name	Charter Date		Current Member Count	YTD Members Added	YTD Members Dropped	YTD Net Growth	YTD Net Growth%	Member Count 12 Months Ago	Avg. length of service for dropped members	Months Since Last MMR ***	Yrs. Since Last Officer Report	President Rotation	Vice President Reported ****	Months Since Last Activity Report ***	Account Balance	Donations for current Fiscal Year	
			Number of times on status quo within last two years	If below 15 members appears				If net loss is greater than 20% appears			If no report in 3 months appears in	When more than one year appears in	Number of repeat terms	Notes the officers that do not have an active	If no report at 12 months red			
127046	Fukuyama Peace	06/21/2016	Active	99	15	1	14	16.47%	0	7	1			N	S,T,SC	0	\$2,313.79	
Exc Award (06/30/2022)																		
24183	FUKUYAMA SHIN-ICHI	12/21/1963	Active	77	6	5	1	1.32%	0	21	1			N	SC	1	\$8,413.31	
Exc Award (06/30/2017, 06/30/2018, 06/30/2019)																		
41812	HATSUKAICHI	08/13/1982	Active	15	1	1	0	0.00%	0	3	1			N	P,S,M,SC	13	\$570.90	
Exc Award (06/30/2019)																		
24084	HIGASHI HIROSHIMA	03/22/1967	Active	48	4	1	3	6.67%	0	1	1			N	SC	0	\$9,087.68	
Exc Award (06/30/2018)																		
30424	HIGASHI HIROSHIMA WEST	03/17/1975	Active	33	1	1	0	0.00%	0	28	2				T,M,VP,SC	0	\$5,576.92	
Exc Award (06/30/2017, 06/30/2024)																		
24085	HIGASHIHIROSHIMA AKITSU	11/23/1964	Active	38	2	1	1	2.70%	0	19	2				M,VP,SC	1	\$1,929.32	
Exc Award (06/30/2017)																		
32027	HIGASHIHIROSHIMA KUROSE	04/12/1976	Active	31	1	0	1	3.33%	0		7				S,M,VP,SC	24+	\$1,576.49	
Exc Award (06/30/2016, 06/30/2017, 06/30/2018)																		
24105	HIROSHIMA	01/26/1955	Active	64	5	2	3	4.92%	0	2	1				T,M,VP,SC	1	\$5,783.56	
Exc Award (06/30/2016, 06/30/2017, 06/30/2018)																		
39945	HIROSHIMA ASAHI	05/18/1981	Active	34	1	2	-1	-2.86%	0	23	0			N	P,S,M,VP,SC	1	\$3,806.50	
Exc Award (06/30/2023)																		
24129	HIROSHIMA CHUO	06/20/1964	Active	48	8	3	5	11.63%	0	20	0				P,S,T,VP,SC	2	\$1,574.62	
Exc Award (06/30/2019, 06/30/2020, 06/30/2021)																		
24106	HIROSHIMA DELTA	03/21/1961	Active	45	4	4	0	0.00%	0	15	1				S,M,VP,SC	1	\$2,157.20	
Exc Award (06/30/2016, 06/30/2018, 06/30/2019)																		
24108	HIROSHIMA HEIWA	05/31/1959	Active	45	1	2	-1	-2.17%	0	3	4				S,T,VP,SC	0	\$365.66	
Exc Award (06/30/2020)																		
34797	HIROSHIMA ITSUKAICHI	12/02/1977	Active	24	2	1	1	4.35%	0	0	2			N	SC	0	\$2,995.90	
Exc Award (06/30/2016, 06/30/2018)																		
24109	HIROSHIMA JOHOKU	06/07/1967	Active	37	3	1	2	5.71%	0	1	3			N	SC	0	\$1,444.01	
Exc Award (06/30/2023)																		
24126	HIROSHIMA KABE	03/21/1961	Active	38	1	0	1	2.70%	0		0				VP,SC	2	\$1,958.73	
Exc Award (06/30/2016, 06/30/2018, 06/30/2019)																		



Club Health Assessment for District 336 C through February 2025

			Status	Membership							Reports					Finance	LCIF
Club Number	Club Name	Charter Date		Current Member Count	YTD Members Added	YTD Members Dropped	YTD Net Growth	YTD Net Growth%	Member Count 12 Months Ago	Avg. length of service for dropped members	Months Since Last MMR ***	Yrs. Since Last Officer Report	President Rotation	Vice President Reported ****	Months Since Last Activity Report ***	Account Balance	Donations for current Fiscal Year
			Number of times on status quo within last two years	If below 15 members appears				If net loss is greater than 20% appears			If no report in 3 months appears in	When more than one year appears in	Number of repeat terms	Notes the officers that do not have an active	If no report at 12 months appears in red		
44151	HIROSHIMA KOYO	06/05/1984	Active	53	2	4	-2	-3.64%	0	10	0			S,T,M,VP,SC	2		\$1,285.24
Exc Award (06/30/2017, 06/30/2018, 06/30/2020)																	
55552	Hiroshima Momiji	04/13/1994	Active	7	0	0	0	0.00%	0		11	1	None	P,S,T,M,VP SC	21		\$652.96
24107	HIROSHIMA NEW	01/29/1969	Active	51	5	1	4	8.51%	0	1	0			P,S,T,M,VP SC	1		\$1,117.53
Exc Award (06/30/2016, 06/30/2018, 06/30/2020)																	
38768	HIROSHIMA NEW CITY	06/09/1980	Active	24	0	3	-3	-11.11%	0	7	2			P,S,T,M,VP SC	2		\$326.48
Exc Award (06/30/2023)																	
33000	HIROSHIMA OTAGAWA	11/10/1976	Active	37	1	0	1	2.78%	0		1			P,S,T,M,VP SC	0		\$4,913.43
Exc Award (06/30/2016, 06/30/2017, 06/30/2020)																	
41856	HIROSHIMA PHOENIX	09/27/1982	Active	57	0	0	0	0.00%	0		0			M,VP,SC	0		\$5,117.16
Exc Award (06/30/2017, 06/30/2018, 06/30/2020)																	
24110	HIROSHIMA RIJO	06/23/1958	Active	37	0	0	0	0.00%	0		5			N S,T,SC	0		\$13,157.14
Exc Award (06/30/2016, 06/30/2017, 06/30/2020)																	
37730	HIROSHIMA ROYAL	11/06/1979	Active	36	2	0	2	5.88%	0		0			N P,T,M,VP,SC	0		\$470.13
Exc Award (06/30/2024)																	
24111	HIROSHIMA SAIKI	08/28/1962	Active	16	0	1	-1	-5.88%	0	1	2			N SC	2		\$182.83
Exc Award (06/30/2017, 06/30/2023)																	
44603	HIROSHIMA SATO	01/24/1985	Active	27	6	1	5	22.73%	0	2	0			N M	0		\$2,971.96
Exc Award (06/30/2022, 06/30/2023)																	
59696	HIROSHIMA SEIHOKU	06/02/1997	Active	38	12	2	10	35.71%	0	20	0			N	0		\$726.52
Exc Award (06/30/2018, 06/30/2023)																	
47858	HIROSHIMA SEIRYU	11/02/1987	Active	21	0	1	-1	-4.55%	0	23	7			P,T,M,VP,SC	0		\$1,235.07
44497	HIROSHIMA WAKABA	12/21/1984	Active	14	0	1	-1	-6.67%	0	1	4			P,S,T,M,VP SC	11		\$182.83
Exc Award (06/30/2022)																	
56631	HIROSHIMA WISE	03/09/1995	Active	30	0	0	0	0.00%	0		8			P,S,T,M,VP SC	0		\$1,528.95
Exc Award (06/30/2016, 06/30/2017, 06/30/2020)																	
24208	JINSEKI KOGEN	12/03/1967	Active	33	4	0	4	13.79%	0		0			N	1		\$378.72
36179	JINSEKITAISHAKUKYO	10/09/1978	Active	10	2	0	2	25.00%	0		6			N P,M,SC	0		\$630.59
Exc Award (06/30/2016, 06/30/2017)																	




Club Health Assessment for District 336 C through February 2025

			Status	Membership							Reports					Finance	LCIF
Club Number	Club Name	Charter Date		Current Member Count	YTD Members Added	YTD Members Dropped	YTD Net Growth	YTD Net Growth%	Member Count 12 Months Ago	Avg. length of service for dropped members	Months Since Last MMR ***	Yrs. Since Last Officer Report	President Rotation	Vice President Reported ****	Months Since Last Activity Report ***	Account Balance	Donations for current Fiscal Year
			Number of times on status quo within last two years	If below 15 members appears				If net loss is greater than 20% appears			If no report in 3 months appears in	When more than one year appears in	Number of repeat terms	Notes the officers that do not have an active	If no report at 12 months appears in red		
24125	JOGE	04/10/1966	Active	27	0	1	-1	-3.57%	0	7	0			N	T,M,VP	0	\$452.60
	Exc Award (06/30/2016)																
24133	KANNABE	01/27/1963	Active	32	2	0	2	6.67%	0		7				T,VP,SC	1	\$1,005.72
	Exc Award (06/30/2022, 06/30/2023)																
24087	KITAHIROSHIMA CHIYODA	04/09/1973	Active	35	2	1	1	2.94%	0	51	2				VP,SC	3	\$5,585.54
24140	KURE	11/26/1955	Active	21	0	1	-1	-4.55%	0	40	5				M,VP,SC	4	\$5,324.24
	Exc Award (06/30/2019)																
24142	KURE BLUE	03/09/1963	Active	24	2	0	2	9.09%	0		6			N	SC	0	\$2,350.37
24141	KURE GREEN	11/24/1959	Active	46	3	2	1	2.22%	0	41	0			N	S,T,M,VP,SC	12	\$1,520.74
50893	KURE PORT	08/07/1990	Active	32	0	1	-1	-3.03%	0	42	0			N	P,M,VP,SC	18	\$417.90
29974	KURE URUME	11/27/1974	Active	20	0	0	0	0.00%	0		10			N	SC	0	\$882.83
	Exc Award (06/30/2017, 06/30/2023)																
36952	KURE YASUURA	04/03/1979	Cancelled(6*)	0	0	15	-15	-100.00%	0	16	2		None		P,S,T,M,VP SC	3	\$195.89
24149	MIHARA	02/15/1961	Active	64	3	0	3	4.92%	0		5			N	S	0	\$6,207.29
	Exc Award (06/30/2018, 06/30/2023)																
24116	MIHARA HONGO	09/11/1966	Active	21	6	1	5	31.25%	0	3	4			N	P,SC	2	\$1,117.54
29236	MIHARA KUI	04/30/1974	Active	29	1	0	1	3.57%	0		5				M,VP,SC	0	\$3,313.44
24150	MIHARA UKISHIRO	05/12/1963	Active	84	8	2	6	7.69%	0	6	0			N		1	\$6,614.64
	Exc Award (06/30/2016, 06/30/2023)																
24152	MIRASAKA	05/16/1965	Active	15	0	0	0	0.00%	0		12		None		P,S,T,M,VP SC	19	\$169.77
	Exc Award (06/30/2017)																
24155	MIYAJIMAGUCHI L C	02/08/1962	Active	35	1	0	1	2.94%	0		1			N		0	\$12,491.79
	Exc Award (06/30/2016)																
63696	MIYOSHI SENIOR	11/14/2000	Active	20	0	0	0	0.00%	0		12	1	None		P,S,T,M,VP SC	12	\$156.71
24164	NOMISHIMA L C	11/25/1962	Active	18	0	3	-3	-14.29%	0	35	7				P,M,VP,SC	24	\$728.88
24168	ONOMICHI	08/30/1958	Active	70	1	0	1	1.45%	0		1			N	SC	1	\$2,799.90
	Exc Award (06/30/2016)																
24117	ONOMICHI INNOSHIMA	02/09/1962	Active	43	1	0	1	2.38%	0		2			N	SC	16	\$2,822.17



Club Health Assessment for District 336 C through February 2025

			Status	Membership							Reports					Finance	LCIF
Club Number	Club Name	Charter Date		Current Member Count	YTD Members Added	YTD Members Dropped	YTD Net Growth	YTD Net Growth%	Member Count 12 Months Ago	Avg. length of service for dropped members	Months Since Last MMR ***	Yrs. Since Last Officer Report	President Rotation	Vice President Reported ****	Months Since Last Activity Report ***	Account Balance	Donations for current Fiscal Year
			Number of times on status quo within last two years	If below 15 members appears				If net loss is greater than 20% appears			If no report in 3 months appears in	When more than one year appears in	Number of repeat terms	Notes the officers that do not have an active	If no report at 12 months appears in red		
Exc Award (06/30/2017)																	
24153	ONOMICHI MITSUGI	12/14/1971	Active	16	0	0	0	0.00%	0		8			P,S,T,M,VP SC	4		\$130.59
24157	ONOMICHI MUKAISHIMA	06/24/1967	Active	27	0	0	0	0.00%	0		8		N		0		\$65.30
Exc Award (06/30/2016, 06/30/2018)																	
24170	ONOMICHI RURI	01/20/1963	Active	34	1	1	0	0.00%	0	43	1		N	M	0		\$1,295.89
Exc Award (06/30/2016, 06/30/2018, 06/30/2020)																	
24174	OSAKIKAMIJIMA	01/22/1967	Active	35	4	1	3	9.38%	0	33	0		N	P,S,T,VP,SC	12		\$470.13
24173	OTAKE	08/28/1962	Active	23	0	1	-1	-4.17%	0	16	0		N	P,M,VP,SC	0		\$1,135.07
24175	SAIJO	09/05/1964	Active	17	0	0	0	0.00%	0		11		N	P,T,M,VP,SC	24+		\$195.89
24138	SERAKOZAN	11/09/1963	Active	37	1	2	-1	-2.63%	0	11	1			P,S,T,M,VP SC	9		\$248.13
24184	SHOBARA	03/25/1962	Active	49	0	1	-1	-2.00%	0	44	1		N	P,S,T,VP,SC	0		\$1,457.08
Exc Award (06/30/2018, 06/30/2022)																	
24189	TAKEHARA	11/22/1958	Active	51	4	4	0	0.00%	0	13	1		N	P,M,SC	24+		\$2,648.63
Exc Award (06/30/2017)																	

Clubs Cancelled Previous Fiscal Year – Clubs Cancelled within last 12 months may be reinstated

Club Number	Club Name	Charter Date	Current Status*	Cancellation Date
43439	HIROSHIMA EAST	01/25/1984	Cancelled(6*)	12/29/2023
57949	HIROSHIMA SEIWA	03/07/1996	Cancelled(6*)	06/29/2024
24130	YAMAGATA KAKE	04/08/1961	Cancelled(6*)	06/29/2024

Current Total Clubs Count	YTD New Clubs Count	YTD Cancelled Clubs Count	YTD Net Club Gain	Current Total Members Count	YTD Add	YTD Drop	YTD Net Growth	YTD Net Growth %	Member Count 12 Months Ago	Average Member Count Per Club	% of Clubs with less than 20 members	% No MMR in 3 Months	% No Officer Report in 12 Months	% of Clubs with balance 90+ days	Number of Clubs in Status Quo	% Status Quo Clubs in Financial Suspension	Number of Cancelled Clubs	Average Cancelled Club Age	Members Lost Due to Cancellation	% of Clubs Cancelled for Non-Financial Reasons
75	0	1	-1	2,775	149	101	48	1.76%	0	37	15%	37%	3%	0%	0	0%	1	177	15	100%



Club Health Assessment for District 336 C through February 2025

			Status	Membership							Reports					Finance	LCIF
Club Number	Club Name	Charter Date		Current Member Count	YTD Members Added	YTD Members Dropped	YTD Net Growth	YTD Net Growth%	Member Count 12 Months Ago	Avg. length of service for dropped members	Months Since Last MMR ***	Yrs. Since Last Officer Report	President Rotation	Vice President Reported ****	Months Since Last Activity Report ***	Account Balance	Donations for current Fiscal Year
			Number of times on status quo within last two years	If below 15 members appears				If net loss is greater than 20% appears			If no report in 3 months appears in	When more than one year appears in	Number of repeat terms	Notes the officers that do not have an active	If no report at 12 months appears in red		

* - P - Priority Club. Cancellation Reasons: 1-Objectives/conduct, 2-Non-active club, 5-Non-existing club, 6-Disbanding, 7-Merger, 8-Financial Suspension, 9-District/Multiple District Dues.
** - Abbreviation: P-President, S-Secretary, T-Treasurer, M-Member Chairperson, VP-First Vice President, MC-Communications Chairperson, SC-Service Chairperson
*** - Abbreviation: N/R - Never reported using the Lions Clubs website, N/A - Not applicable, No password registered for the Lions Clubs website.
**** - Abbreviation: N - New, IP - Immediate Past, R - Repeat.




Club Health Assessment for District 336 D through February 2025

			Status	Membership							Reports					Finance	LCIF			
Club Number	Club Name	Charter Date		Current Member Count	YTD Members Added	YTD Members Dropped	YTD Net Growth	YTD Net Growth%	Member Count 12 Months Ago	Avg. length of service for dropped members	Months Since Last MMR ***	Yrs. Since Last Officer Report	President Rotation	Vice President Reported ****	Months Since Last Activity Report ***	Account Balance	Donations for current Fiscal Year			
			Number of times on status quo within last two years	If below 15 members appears					If net loss is greater than 20% appears	If no report in 3 months appears in					When more than one year appears in	Number of repeat terms	Notes the officers that do not have an active	If no report at 12 months appears in red		
Clubs less than two years old																				
179705	Shunankoritsudaigaku	11/22/2024	Active	54	54	0	54	100.00%	0		0				T,M,VP,SC	N/A				
Clubs more than two years old																				
24082	AKAGI	12/29/1972	Active	21	4	1	3	16.67%	0	17	1			N	T,M,VP,SC	16		\$727.31		
24088	DAITO	02/28/1966	Active	21	0	0	0	0.00%	0		10			N	T,M,SC	24+		\$1,694.36		
24097	GOTSU	09/18/1960	Active	75	5	2	3	4.17%	0	13	2			N	SC	0		\$8,692.43		
Exc Award (06/30/2024)																				
24099	HAGI	02/11/1962	Active	62	1	1	0	0.00%	0	36	4			N	P,T,M,SC	24+		\$4,796.97		
24098	HAMADA	04/01/1958	Active	39	2	1	1	2.63%	0	1	5			N	P,T,VP	24+		\$2,289.52		
30860	HAMADA KAMEYAMA	05/30/1975	Active	46	3	2	1	2.22%	0	9	0			N	T,M,SC	4		\$4,300.06		
24100	HIGASHIIZUMO	08/24/1970	Active	34	1	1	0	0.00%	0	8	2			N	S,M,VP,SC	0		\$2,124.01		
24101	HIKARI	04/30/1962	Active	38	5	3	2	5.56%	0	16	2			N	T	0		\$3,144.25		
24102	HIKAWA	04/29/1966	Active	49	0	3	-3	-5.77%	0	23	1			N	T,M,VP,SC	8		\$7,646.45		
24103	HIRAO	06/16/1971	Active	6	0	0	0	0.00%	0		8		2		S,M,VP,SC	24+		\$600.00		
24104	HIRATA	02/15/1964	Active	27	0	0	0	0.00%	0		8			N	S,T,SC	16		\$3,845.99		
24114	HOFU	04/05/1961	Active	35	0	2	-2	-5.41%	0	6	2			N	SC	0		\$6,978.93		
24115	HOFU CHUO	01/31/1965	Active	28	3	0	3	12.00%	0		1			N	M,VP,SC	3		\$925.66		
32655	HOUHOKU	07/30/1976	Active	18	0	0	0	0.00%	0		11				S,T,M,VP,SC	1		\$1,595.17		
Exc Award (06/30/2017, 06/30/2018)																				
24118	IWAKUNI	11/23/1958	Active	38	3	3	0	0.00%	0	21	1				P,S,T,M,VP SC	8		\$1,720.01		
24119	IWAKUNI NISHIKI	05/04/1962	Active	56	1	1	0	0.00%	0	3	6				M,VP,SC	6		\$2,713.33		
24120	IWAKUNI SAKURA	02/11/1965	Active	29	1	0	1	3.57%	0		7				P,T,M,VP,SC	5		\$2,424.49		
24121	IWAMI	06/25/1966	Active(1)	34	2	2	0	0.00%	0	3	6		None		P,S,T,M,VP SC	0		\$444.01		
24122	IZUMO	01/18/1961	Active	37	1	3	-2	-5.13%	0	10	4				S,T,M,VP,SC	24+		\$2,281.16		
24123	IZUMO CHUO	09/13/1964	Active	65	2	2	0	0.00%	0	23	2			N	S,T,M,SC	24+		\$9,465.09		
36425	IZUMO LAKEHILL	12/18/1978	Active	13	0	1	-1	-7.14%	0	2	0			N	M,VP,SC	2		\$2,469.82		




Club Health Assessment for District 336 D through February 2025

			Status	Membership						Reports					Finance	LCIF	
Club Number	Club Name	Charter Date		Current Member Count	YTD Members Added	YTD Members Dropped	YTD Net Growth	YTD Net Growth%	Member Count 12 Months Ago	Avg. length of service for dropped members	Months Since Last MMR ***	Yrs. Since Last Officer Report	President Rotation	Vice President Reported ****	Months Since Last Activity Report ***	Account Balance	Donations for current Fiscal Year
			Number of times on status quo within last two years	If below 15 members appears				If net loss is greater than 20% appears			If no report in 3 months appears in	When more than one year appears in	Number of repeat terms	Notes the officers that do not have an active	If no report at 12 months red		
33001	IZUMO MINAMI	11/18/1976	Active	26	1	0	1	4.00%	0		0			T,M,VP,SC	18		\$1,816.34
24124	IZUMOHIROSE L C	07/14/1963	Active	25	0	0	0	0.00%	0		11	1	None	P,S,T,M,VP SC	24+		\$826.63
24127	KAKEYA	05/24/1970	Active	27	1	2	-1	-3.57%	0	24	0			N	P,S,T,M,VP SC	6	\$465.66
24131	KAMO	08/28/1966	Active	28	1	0	1	3.70%	0		5			N	S,T,M,VP,SC	14	\$1,925.81
32851	KASHIMA SHIMANE	10/19/1976	Active	36	6	2	4	12.50%	0	20	0		None	P,S,T,M,VP SC	24+		\$1,326.48
24128	KIKUGAWA	05/05/1968	Active	14	1	2	-1	-6.67%	0	22	0				T,M,VP,SC	15	\$832.83
24136	KISUKI	08/30/1964	Active	32	1	1	0	0.00%	0	37	1			N	P,T,M,VP,SC	2	\$326.61
24139	KUDAMATSU	07/24/1960	Active	20	0	0	0	0.00%	0		8				P,S,T,M,VP SC	13	\$396.77
38242	KUDAMATSU CHUO	03/19/1980	Active	28	1	0	1	3.70%	0		7				P,T,M,VP,SC	4	\$439.99
39388	KUSUNOKI	01/31/1981	Active	19	1	2	-1	-5.00%	0	19	4			N	S,T,VP,SC	24+	\$456.08
24145	MASUDA	01/18/1961	Active	56	4	3	1	1.82%	0	17	0			N		1	\$2,666.30
Exc Award (06/30/2017, 06/30/2018)																	
38012	MASUDA AKEBONO	01/31/1980	Active	23	0	1	-1	-4.17%	0	3	1			N		0	\$440.00
Exc Award (06/30/2016, 06/30/2018, 06/30/2020)																	
24146	MATSUE	06/10/1956	Active	81	12	5	7	9.46%	0	10	0			N	SC	20	\$8,550.42
Exc Award (06/30/2024)																	
47276	MATSUE AOI	04/28/1987	Active	70	11	12	-1	-1.41%	0	17	0			N	T,M,SC	6	\$5,399.45
Exc Award (06/30/2016, 06/30/2018)																	
24147	MATSUE KOJO	06/14/1964	Active	84	1	1	0	0.00%	0	19	3			N	P,T,M,VP,SC	12	\$12,244.79
Exc Award (06/30/2018)																	
24151	MINE	07/21/1962	Active	26	1	0	1	4.00%	0		6		None	P,S,T,M,VP SC	20		\$3,679.55
24154	MITOYA	06/24/1966	Active	19	3	2	1	5.56%	0	18	5			N	S,T,VP,SC	4	\$1,248.23
59182	MIZUHO	02/24/1997	Active	45	1	1	0	0.00%	0	4	2				P,S,T,M,VP SC	24+	\$653.23
24159	NAGATO	09/09/1962	Active	55	1	1	0	0.00%	0	2	2				M,VP,SC	0	\$6,938.27
24163	NITA	12/17/1967	Active	46	1	0	1	2.22%	0		6			N	SC	0	\$2,300.25
24165	ODA	01/20/1963	Active	35	2	2	0	0.00%	0	4	4			N	P,M,VP,SC	7	\$2,391.95




Club Health Assessment for District 336 D through February 2025

			Status	Membership							Reports					Finance	LCIF
Club Number	Club Name	Charter Date		Current Member Count	YTD Members Added	YTD Members Dropped	YTD Net Growth	YTD Net Growth%	Member Count 12 Months Ago	Avg. length of service for dropped members	Months Since Last MMR ***	Yrs. Since Last Officer Report	President Rotation	Vice President Reported ****	Months Since Last Activity Report ***	Account Balance	Donations for current Fiscal Year
			Number of times on status quo within last two years	If below 15 members appears				If net loss is greater than 20% appears			If no report in 3 months appears in	When more than one year appears in	Number of repeat terms		Notes the officers that do not have an active	If no report at 12 months red	
55426	OHCHI DAIWA	03/08/1994	Active	9	0	0	0	0.00%	0		6		None		P,S,T,M,VP SC	24+	\$244.33
24167	ONODA	06/27/1960	Active	35	2	2	0	0.00%	0	2	6			N	M,VP,SC	24+	\$3,400.96
24171	OSHIMA	03/22/1964	Active	16	1	0	1	6.67%	0		6			N	S,T,M,SC	24+	\$1,600.03
30987	OSHIMA CHUO	06/20/1975	Active	13	1	0	1	8.33%	0		6				P,M,VP,SC	24+	\$259.86
24172	OSHIMA ORANGE	06/11/1971	Active	19	0	0	0	0.00%	0		8	1	None		P,S,T,M,VP SC	24+	
36426	SADA	12/19/1978	Active	21	2	1	1	5.00%	0	2	1			N	P,S,T,VP,SC	8	\$222.01
48590	SAKURAE	05/17/1988	Active	15	0	1	-1	-6.25%	0	23	2			N	T,SC	0	\$1,534.13
24176	SANYO	10/30/1962	Active	29	0	2	-2	-6.45%	0	44	0			N	P,T,M,VP,SC	24+	\$2,956.56
24182	SHIMONOSEKI	12/14/1958	Active	22	0	3	-3	-12.00%	0	15	2				S,T,M,VP,SC	14	\$641.29
24177	SHIMONOSEKI CHOFU	03/13/1965	Active	16	0	0	0	0.00%	0		9			N	T,SC	1	\$463.75
24181	SHIMONOSEKI EAST	09/09/1962	Active	34	2	1	1	3.03%	0	3	2			N	P,T,VP,SC	1	\$1,110.96
30663	SHIMONOSEKI HIBIKINADA	04/25/1975	Active	21	2	0	2	10.53%	0		1		None		P,S,T,M,VP SC	0	
109097	SHIMONOSEKI ISHIN	08/23/2010	Active	17	0	2	-2	-10.53%	0	8	2			N	P,M,VP,SC	6	
24186	SHIMONOSEKI NORTH	03/27/1966	Active	51	3	0	3	6.25%	0		1			N	S,VP,SC	0	\$2,237.07
46799	SHIMONOSEKI SHINSHIMONOSEKI	12/29/1986	Active	29	0	0	0	0.00%	0		1				T,M,VP,SC	3	\$886.48
24178	SHIMONOSEKI WEST	03/13/1964	Active	26	1	0	1	4.00%	0		1				S,T,M,VP,SC	1	\$1,826.48
24160	SHIN NANYO	02/09/1964	Active	26	4	2	2	8.33%	0	3	0			N	P,T,M,VP,SC	0	\$2,461.19
24180	SHINJI	10/29/1973	Active	35	0	0	0	0.00%	0		0		None	N	P,S,M,VP,SC	12	\$2,880.67
50363	SHINNANYO WAKAYAMA	03/21/1990	Active	25	5	1	4	19.05%	0	0	0			N	P,M,VP,SC	0	\$2,035.07
24185	SHUHO	06/19/1965	Active	10	0	0	0	0.00%	0		11	1	None		P,S,T,M,VP SC	12	\$395.50
24188	TABUSE	09/04/1966	Active	19	1	0	1	5.56%	0		7			N	T,VP,SC	4	\$628.23
32127	TAISHA	04/28/1976	Active	17	0	0	0	0.00%	0		8			N	P,T,SC	2	\$392.10
24190	TOKUYAMA	11/05/1960	Active	19	3	1	2	11.76%	0	6	0			N	T,SC	5	\$2,135.23
24197	TOKUYAMA CHUO	11/10/1968	Active	35	1	5	-4	-10.26%	0	1	0			N	T,M,SC	4	\$2,018.07
Exc Award (06/30/2024)																	



Club Health Assessment for District 336 D through February 2025

			Status	Membership							Reports					Finance	LCIF
Club Number	Club Name	Charter Date		Current Member Count	YTD Members Added	YTD Members Dropped	YTD Net Growth	YTD Net Growth%	Member Count 12 Months Ago	Avg. length of service for dropped members	Months Since Last MMR ***	Yrs. Since Last Officer Report	President Rotation	Vice President Reported ****	Months Since Last Activity Report ***	Account Balance	Donations for current Fiscal Year
			Number of times on status quo within last two years	If below 15 members appears				If net loss is greater than 20% appears			If no report in 3 months appears in	When more than one year appears in	Number of repeat terms	Notes the officers that do not have an active	If no report at 12 months appears in red		
36647	TONBARA	02/05/1979	Active	20	0	0	0	0.00%	0		10	1	None	P,S,T,M,VP SC	24+		
24192	TOYOURA	02/27/1961	Active	14	2	1	1	7.69%	0	17	0			N	P,S,T,M,VP SC	24+	
24198	UBE	05/30/1959	Active	61	2	2	0	0.00%	0	2	2				M,VP,SC	24+	\$7,209.07
78752	UBE HARMONY	04/09/2004	Active	27	2	0	2	8.00%	0		7				P,T,M,VP,SC	15	\$6,732.84
41771	UBE KATABAMI	07/30/1982	Active	23	0	0	0	0.00%	0		5				P,S,T,M,VP SC	24+	\$3,760.50
49060	UBE SALVIA	11/28/1988	Active	22	3	0	3	15.79%	0		7				M,VP,SC	24+	\$1,726.53
24199	UBE SHINKAWA	09/04/1966	Active	28	0	0	0	0.00%	0		5		None		P,S,T,M,VP SC	19	\$4,000.01
24200	UBE TOKIWA	08/27/1962	Active	9	0	0	0	0.00%	0		11		4		S,T,M,VP,SC	24+	\$297.58
45392	YAKUMO	09/30/1985	Active	12	0	1	-1	-7.69%	0	10	7			N	P,S,T,M,VP SC	0	\$396.72
24201	YAMAGUCHI	09/28/1960	Active	34	1	1	0	0.00%	0	2	7			N	P,S,M,VP,SC	24+	\$444.01
24202	YAMAGUCHI CHUO	05/20/1971	Active	37	10	1	9	32.14%	0	2	0			N	M,SC	0	\$826.63
24203	YAMAGUCHI SAIKYO	12/10/1967	Active	25	2	2	0	0.00%	0	14	0		None		P,S,T,M,VP SC	0	\$693.95
24204	YANAI	04/12/1962	Active	21	0	1	-1	-4.55%	0	35	5		None		P,S,T,M,VP SC	1	\$420.01
24206	YASUGI	10/23/1961	Active	38	2	0	2	5.56%	0		6			N	S,M,SC	2	\$822.73
32258	YASUGI TOKAMI	05/18/1976	Active	67	5	1	4	6.35%	0	5	1			N	M,SC	14	\$2,280.00
98601	YOKOTA	02/20/2007	Active	28	2	0	2	7.69%	0		1			N	P,S,T,M,VP SC	24+	\$326.62


Clubs Cancelled Previous Fiscal Year – Clubs Cancelled within last 12 months may be reinstated

Club Number	Club Name	Charter Date	Current Status*	Cancellation Date
58598	SHIMONOSEKI CHUO	07/09/1996	Cancelled(6*)	06/29/2024
24205	YANAI CHUO	06/01/1969	Cancelled(6*)	06/29/2024

Current Total Clubs Count	YTD New Clubs Count	YTD Cancelled Clubs Count	YTD Net Club Gain	Current Total Members Count	YTD Add	YTD Drop	YTD Net Growth	YTD Net Growth %	Member Count 12 Months Ago	Average Member Count Per Club	% of Clubs with less than 20 members	% No MMR in 3 Months	% No Officer Report in 12 Months	% of Clubs with balance 90+ days	Number of Clubs in Status Quo	% Status Quo Clubs in Financial Suspension	Number of Cancelled Clubs	Average Cancelled Club Age	Members Lost Due to Cancellation	% of Clubs Cancelled for Non-Financial Reasons
83	1	0	1	2,645	197	96	101	3.97%	0	32	24%	47%	5%	0%	0	0%	0	0	0	0%



Club Health Assessment for District 336 D through February 2025

			Status	Membership							Reports					Finance	LCIF
Club Number	Club Name	Charter Date		Current Member Count	YTD Members Added	YTD Members Dropped	YTD Net Growth	YTD Net Growth%	Member Count 12 Months Ago	Avg. length of service for dropped members	Months Since Last MMR ***	Yrs. Since Last Officer Report	President Rotation	Vice President Reported ****	Months Since Last Activity Report ***	Account Balance	Donations for current Fiscal Year
			Number of times on status quo within last two years	If below 15 members appears				If net loss is greater than 20% appears			If no report in 3 months appears in	When more than one year appears in	Number of repeat terms	Notes the officers that do not have an active	If no report at 12 months appears in red		

* - P - Priority Club. Cancellation Reasons: 1-Objectives/conduct, 2-Non-active club, 5-Non-existing club, 6-Disbanding, 7-Merger, 8-Financial Suspension, 9-District/Multiple District Dues.
** - Abbreviation: P-President, S-Secretary, T-Treasurer, M-Member Chairperson, VP-First Vice President, MC-Communications Chairperson, SC-Service Chairperson
*** - Abbreviation: N/R - Never reported using the Lions Clubs website, N/A - Not applicable, No password registered for the Lions Clubs website.
**** - Abbreviation: N - New, IP - Immediate Past, R - Repeat.